

Jamicon Series : CJ

Teapo Series : AV Low Impedance, long life Series

■ Endurance: 105°C, 5000 hours

■ Recommended Applications: Suitable for AV(TV, Video, Audio), Monitor/Computer, Battery charger, DC/DC converter, SMF

■ Corresponding product to RoHS



Jamicon



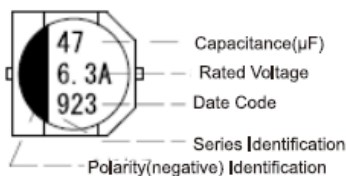
Teapo

■ Specifications

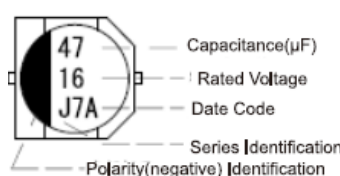
Item	Characteristics																												
Category Temperature Range	-55 ~ +105°C																												
Rated Voltage Range	6.3~ 50VDC																												
Rated Capacitance Range	10 ~ 470 μF																												
Capacitance Tolerance	± 20 % at 120Hz, 20°C																												
Leakage Current (20°C)	$I \leq 0.01CV$ or $3 \mu A$, whichever is greater. (After rated voltage applied for 2 minutes) I : Max. leakage current (μA), C : Nominal capacitance (μF), V : Rated voltage (V)																												
Dissipation Factor(MAX) (tan δ) (120Hz, 20°C)	Shown in the table of standard rating																												
Low Temperature Stability Impedance Ratio (MAX)	<table border="1"> <thead> <tr> <th>WV</th> <th>6.3</th> <th>10</th> <th>16</th> <th>25</th> <th>35</th> <th>50</th> </tr> </thead> <tbody> <tr> <td>Z(120HZ)</td> <td></td> <td></td> <td></td> <td></td> <td></td> <td></td> </tr> <tr> <td>Z(-25°C) / Z(20°C)</td> <td>3</td> <td>3</td> <td>2</td> <td>2</td> <td>2</td> <td>2</td> </tr> <tr> <td>Z(-55°C) / Z(20°C)</td> <td>7</td> <td>7</td> <td>5</td> <td>3</td> <td>3</td> <td>3</td> </tr> </tbody> </table>	WV	6.3	10	16	25	35	50	Z(120HZ)							Z(-25°C) / Z(20°C)	3	3	2	2	2	2	Z(-55°C) / Z(20°C)	7	7	5	3	3	3
WV	6.3	10	16	25	35	50																							
Z(120HZ)																													
Z(-25°C) / Z(20°C)	3	3	2	2	2	2																							
Z(-55°C) / Z(20°C)	7	7	5	3	3	3																							
Endurance	<p>After applying rated voltage for 5000hrs at 105°C, Stay back to 20 °C temperature measurement, the capacitors shall meet the following requirements.</p> <table border="1"> <tr> <td>Capacitance Change</td> <td>Within ±30% of the initial value</td> </tr> <tr> <td>Dissipation Factor</td> <td>Not more than 300% of the specified value</td> </tr> <tr> <td>Leakage Current</td> <td>Not more than the specified value</td> </tr> </table>	Capacitance Change	Within ±30% of the initial value	Dissipation Factor	Not more than 300% of the specified value	Leakage Current	Not more than the specified value																						
Capacitance Change	Within ±30% of the initial value																												
Dissipation Factor	Not more than 300% of the specified value																												
Leakage Current	Not more than the specified value																												
Shelf Life	The following specifications shall be satisfied when the capacitors are restored to 20°C after exposing them for 1,000 hours at 105°C without voltage applied. Before the measurement, the capacitor shall be preconditioned by applying voltage according to item 4.1 of JIS C 5101-4.																												

■ MARKING

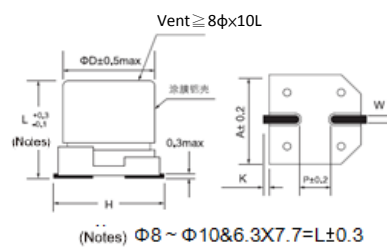
■ Dimensions [mm]



Teapo



Jamicon



Dimensions	ΦD	L	A	H	W	P	K
B01	4.0	5.4	4.3	5.5 Max	0.65±0.1	1.0	0.35+0.15/-0.2
C01	5.0	5.4	5.3	6.5 Max	0.65±0.1	1.5	0.35+0.15/-0.2
E01	6.3	5.4	6.6	7.8 Max	0.65±0.1	2.1	0.35+0.15/-0.2
E08	6.3	5.8	6.6	7.8 Max	0.65±0.1	2.1	0.35+0.15/-0.2
E04	6.3	7.7	6.6	7.8 Max	0.65±0.1	2.1	0.35+0.15/-0.2
G03	8.0	10.2	8.3	10.0 Max	0.90±0.2	3.1	0.70±0.20
H03	10.0	10.2	10.3	12.0 Max	0.90±0.2	4.6	0.70±0.20

■ Multiplier for Ripple Current

Frequency (Hz)	120	1K	10K	100K
Coefficient	0.70	0.80	0.90	1.00

Jamicon Series : CJ

Teapo Series : AV

■STANDARD RATINGS

Rated Voltage (SurageVoltage) (V)	Cap (μ F)	Case size Φ DxL(mm)	$\tan \delta$	Ripple current (mA/rms (100KHz)	Impedance (Ω ,20°C) (100KHz)	Rated Voltage (SurageVoltage) (V)	Cap (μ F)	Case size Φ DxL(mm)	$\tan \delta$	Ripple current (mA/rms (100KHz)	Impedance (Ω ,20°C) (100KHz)					
6.3(8)	47	5x5.8	0.32	95	2.20	25(32)	22	5x5.8	0.16	95	2.20					
	100	6.3x5.8	0.32	140	1.10		33	6.3x5.8	0.16	140	1.10					
	220	6.3x5.8	0.32	230	1.00		47	6.3x5.8	0.16	140	1.10					
	330	6.3x7.7	0.32	230	1.00		100	6.3x7.7	0.16	230	1.00					
	470	8x10.2	0.32	600	0.22		220	8x10.2	0.16	600	0.22					
10(13)	33	5x5.8	0.28	95	2.20		330	10x10.2	0.16	850	0.16	35(44)	10	5x5.8	0.14	95
	47	6.3x5.8	0.28	140	1.10	22	6.3x5.8	0.14	140	1.10	22		6.3x5.8	0.14	140	1.10
	100	6.3x5.8	0.28	140	1.10	33	6.3x7.7	0.14	230	1.00	33		6.3x7.7	0.14	230	1.00
	220	6.3x7.7	0.28	280	0.34	47	6.3x7.7	0.14	230	1.00	47		6.3x7.7	0.14	230	1.00
	330	8x10.2	0.28	450	0.22	100	8x10.2	0.14	600	0.22	100		8x10.2	0.14	600	0.22
16(20)	22	5x5.8	0.26	95	2.20	220	10x10.2	0.14	850	0.16	50(63)		47	8x10.2	0.14	350
	33	6.3x5.8	0.26	140	1.10	47	8x10.2	0.14	350	0.53		100	8x10.2	0.14	560	0.32
	47	6.3x5.8	0.26	140	1.10	220	10x10.2	0.14	850	0.16		220	10x10.2	0.14	670	0.35
	100	6.3x7.7	0.26	140	1.10											
	220	6.3x7.7	0.26	280	0.34											
	330	8x10.2	0.26	450	0.22											